



TOWN OF ITHACA PUBLIC WORKS

106 Seven Mile Drive, Ithaca, N.Y. 14850

(607) 273-1656 Fax (607) 272-6076

Application for Excavation/Fill Permit

DATE RECEIVED _____
\$ 100 APPLICATION FEE _____
CHECK NO. RECEIVED _____
CASH PAYMENT _____

PERMIT NUMBER _____
DATE OF PERMIT _____
TAX PARCEL NO. _____

Property Address: _____, Ithaca, NY, 14850

Tax Parcel No. _____

Landowner: _____

Phone: _____

Address: _____

Contractor: _____

Phone: _____

Address: _____

Description of Work: _____

Estimated Quantities: (in Cubic Yards)

Excavation/Fill Onsite _____ CY; Imported Fill _____ CY; Removed from site _____ CY

Work to be started on _____ and completed on or before (aprox): _____

Attach Plans with the following information:

Map should have minimal scale of 1" = 50'

Site Plan

Site Boundaries _____

Existing Site Topography _____

Final Grading Plan _____

Drainage Features _____

Re-vegetation Plan _____

Excavation and Fill Details:

Quantities in cu.yds _____

What kind of Fill Types _____

Depth and Cross Section _____

Off Site Disposal Location(s) _____

Stormwater Requirements:

Submit a Simple Plan or Basic SWPPP according to SWPPP Law _____

Comments: _____

OFFICE USE ONLY

Town Engineer Review By: _____ Date: _____

Stormwater Review By: _____ Date: _____

ZBA Approval Required: YES or NO ZBA Approval Received: _____

PB Recommendation Required: YES or NO

PB Recommendation: _____



TOWN OF ITHACA- STORMWATER MANAGEMENT PROGRAM

215 North Tioga Street • Ithaca, NY 14850 • 607-273-1747 • www.town.ithaca.ny.us



Simple Erosion and Sediment Control Plan

The Town of Ithaca Stormwater Management & Erosion and Sediment Control Law requires property owners and/or contractors to complete a Simple Erosion & Sediment Control Plan for small projects that do not require a formal Stormwater Pollution Prevention Plan (SWPPP). The purpose of the "Simple Plan" is to ensure that proper erosion control measures will be implemented during your project to prevent pollutants and sediment from entering our streams, wetlands, and Cayuga Lake.

You must request a preconstruction Erosion Control Inspection prior to land disturbance. Erosion Control Inspections will be conducted on a regular basis by the Town of Ithaca. In case of deficiencies, an Erosion Control report will be emailed or mailed to the land owner/developer. Deficiencies should be addressed within 7 days to avoid penalty.

Type of Land Development Activity:

Building Construction Excavation or Filling Utility Work Other

Brief Description of Project:

Project Information

Street Address/Location: _____

Tax Parcel # _____

Total Area of Land Disturbance (square feet):
_____ square feet

Total Volume Soil Excavation/Fill (cubic yards):
_____ cubic yards

Email Distribution List for SWPPP Report Notices
(in addition to owner notification):

Owner/Developer Information

Company Name: _____

Contact Person: _____

Address: _____

Phone: _____ Fax: _____

Email: _____

Contractor Information

Company Name: _____

Contact Person: _____

Address: _____

Phone: _____ Fax: _____

Email: _____

Required Submittals:

- Description of existing site conditions either in a narrative or shown on a drawing. Note adjacent areas in relation to potential erosion and sediment control problems including sloped areas and locations of on-site and off-site streams, ponds, and wetland areas.
- Drawing showing the total site area or parcel. Include delineation of areas to be disturbed and location of erosion and sediment control practices.
- List of erosion and sediment control practices to be implemented, including maintenance procedures and re-vegetation plan. Erosion and sediment control practices include but are not limited to silt fence, rock check dams, slope stabilization, and seeding and mulching. See back of form for tips on erosion and sediment control practices.

Developer and Contractor Certification:

"I certify under penalty of law that I understand and agree to comply with the terms and conditions of the submitted Simple Erosion and Sediment Control Plan. I also understand that it is unlawful for any person to cause or contribute to a violation of water quality standards."

Owner/Developer Signature

Date

Print Name

Contractor Signature

Date

Print Name

OFFICE USE ONLY

Reviewed by Engineering Department:

Initials

Date

A Simple Erosion and Sediment Control Plan is required for a project meeting any of the following conditions:

- Land development activity disturbing more than 10,000 square feet and less than 1 acre.
- Land development activity involving excavation and/or filling resulting in the movement of more than 50 and less than 250 cubic yards of fill, sod, loam, sand, gravel, or stone.
- Activity involving the laying, replacing, or enlarging of an underground pipe or other facility for 300 feet or more.
- Disturbance of a road ditch, drainage swale, or other channel for 30 feet or more.

Erosion Control practices shall be installed prior to the beginning of land disturbance. An Erosion Control inspection is required by the Town of Ithaca **before any land disturbance** to ensure that erosion control practices have been installed correctly. Regular erosion control inspections by the Town of Ithaca are required and will continue throughout the construction process until the site is completely stabilized and re-vegetated. In case of deficiencies, inspection report comments will be emailed or mailed to the Owner/Developer. These comments shall be addressed within 7 days to avoid penalty. You may provide additional email addresses so that Contractors, Subcontractors, or others involved with the project will also receive copies of the inspection reports.

Erosion Control Tips:

- Stabilize access points by installing a stone construction entrance to prevent off-site sediment tracking.
- Prevent erosion by placing silt fence along the contour of the land to prevent sediment from washing off the site. Silt fence should be toed-in to the ground 6 inches and stakes should be stapled to the downhill side of the silt fence.
- Stabilize all soils, including stockpiles that are temporarily exposed. Place silt fence around downhill side of stockpiles to limit sediment migration.
- Use inlet protection to prevent sediment from entering all storm drains that receive runoff from the disturbed areas.
- Temporary seed and mulch all bare areas that have not been worked on in 14 days, including stockpiles.
- Place rock check dams in ditches or other waterways to prevent erosion and limit sedimentation. Do not place silt fence in areas of concentrated flow such as ditches and waterways.
- Use erosion control blanket on steep slopes and in disturbed ditches to limit erosion.
- The final inspection will occur when permanent vegetative cover is established on the entire site and the entire site is stabilized.

For more information on erosion and sediment control practices, pick up a packet on Erosion and Sediment Control at the Town of Ithaca Town Hall or check out the following websites:

www.town.ithaca.ny.us

<http://www.dec.ny.gov/chemical/8694.html>

Penalties:

- Failing to obtain or comply with a Simple Erosion and Sediment Control Plan is punishable by a fine of \$250 per day.
- Landowners/Developers failing to comply with the Simple Erosion and Sediment Control Plan may be issued a Stop Work Order to halt all land development activities, except for those activities that address the sediment and erosion control violation. The Stop Work Order shall remain in effect until the Town confirms the land development activity is in compliance.
- If the remedial measures are not completed to the satisfaction of the Town, the Town may enter the property to undertake remedial measures and present the landowner with a bill for all related costs and expenses.



Simple Erosion & Sediment Control Plan Information

TOWN OF ITHACA- STORMWATER MANAGEMENT PROGRAM

215 North Tioga Street • Ithaca, NY 14850 • 607-273-1747 • www.town.ithaca.ny.us

Purpose

Temporary erosion and sediment control (E&SC) is important even for small construction sites, such as individual home sites, that only disturb a small area. Small construction sites contribute a significant amount of sediment to downstream bodies of water. Sedimentation is one of the leading pollutants in Cayuga Lake, which is listed as an impaired water body by the New York State Department of Environmental Conservation (NYS DEC). To reduce pollution, the Town of Ithaca requires sites with any of the following conditions to submit a Simple Erosion and Sediment Control Plan:

- Land development activity disturbing more than 10,000 square feet and less than 1 acre.
- Land development activity involving excavation and/or filling resulting in the movement of more than 50 and less than 250 cubic yards of fill, sod, loam, sand, gravel, or stone.
- Activity involving the laying, replacing, or enlarging of an underground pipe or other facility for 300 feet or more.
- Disturbance of a road ditch, drainage swale, or other channel for 30 feet or more.

Technical specifications are available from the Town of Ithaca for common erosion and sediment control practices that may be incorporated into your Simple Erosion and Sediment Control Plan.

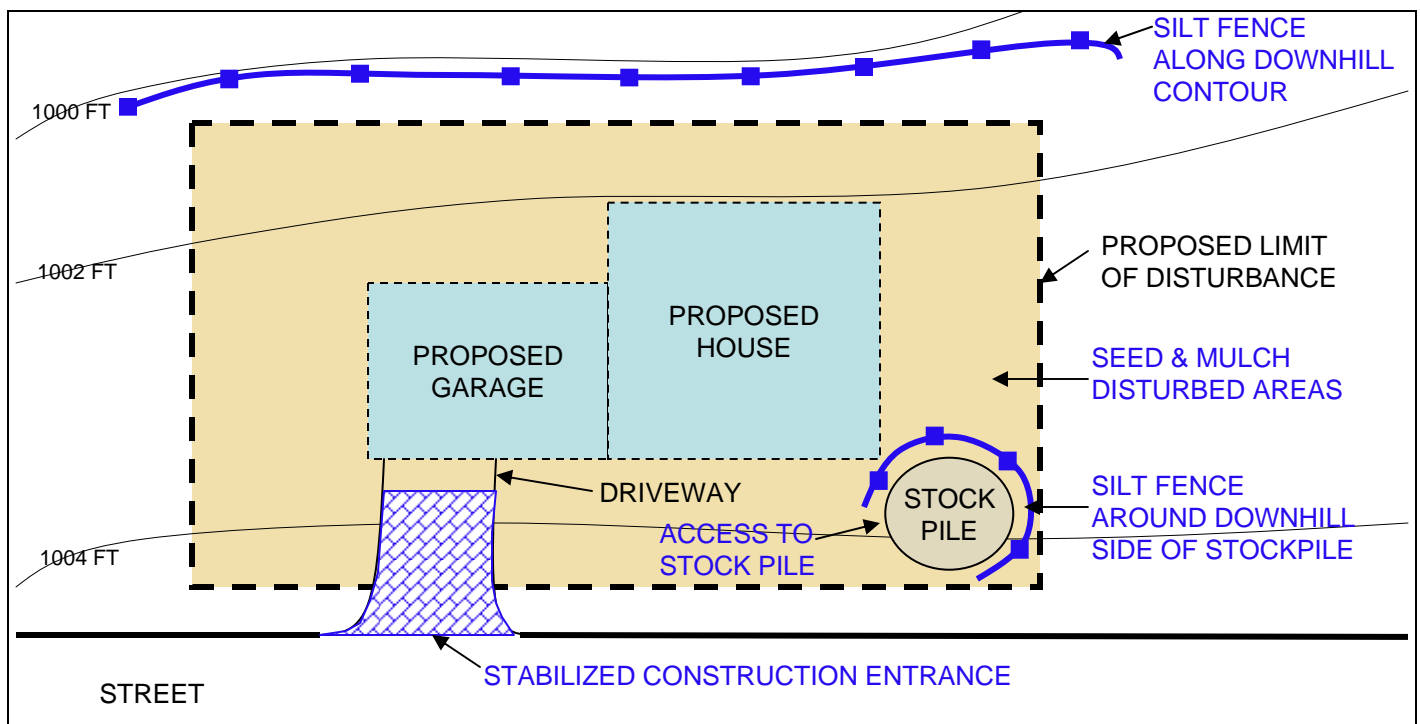
Erosion and Sediment Control Practices

Prevention of erosion is the easiest and most cost-efficient method of erosion and sediment control. If no erosion occurs, then no sediment will run off the site. It is essential to stabilize the soil on the site in order to limit erosion. The protection of existing vegetation is very important for stabilization. In areas where existing vegetation must be disturbed, exposed soil can be temporarily covered by seeding and/or mulching or using an erosion control blanket or mat. To keep sediment from leaving the site, various structural controls can be utilized. Examples include stabilized construction entrances, silt fence, and rock check dams. It is important to maintain the erosion and sediment control practices to ensure that they continue to work. Practices should be checked once a week and be repaired, replaced, or cleaned out as necessary.

Example

The following drawing provides an example of erosion and sediment control practices for a small site requiring a Simple Erosion and Sediment Control Plan. Your site may require a variety of these practices.

EXAMPLE: COMMON CONDITIONS



TECHNICAL SPECIFICATIONS


SILT FENCE

Purpose:

A silt fence is a temporary barrier of geotextile fabric held in place by stakes. The purpose of a silt fence is to reduce runoff velocity and filter sediment out of the stormwater runoff.

Design Criteria:

- Silt fence should be placed on the contour downhill of the disturbed area. Silt fence shall be placed around stockpiles, leaving an access point on the uphill side of the stockpile. Silt fence should never be installed in a ditch or stream.
- Place silt fence as close to the disturbed areas as possible but 10 feet from the toe of a slope to allow for maintenance. The area beyond the silt fence should be undisturbed.
- Fence posts should be a minimum of 36 inches long and made of 3 inch square hardwood. Silt fence shall be fastened securely to fence posts with staples.
- Posts should be spaced not more than 10 feet apart and should be on the downhill side of the fabric so that the force of the water does not pull the fabric off the posts.
- When two sections of silt fence adjoin each other they shall be overlapped by 6 inches to maintain a constant filter.
- Silt fence fabric should be toed into the ground 6 inches and covered with compacted soil so that there are no gaps between the ground and the fabric.
- Silt fence shall be maintained as necessary and removed once the site is stabilized with vegetation.
- DO NOT use straw bales in place of silt fence. This is not an acceptable practice.



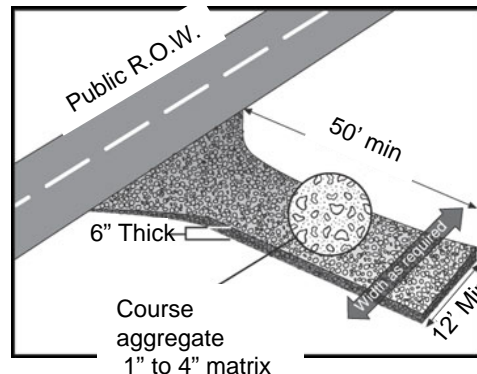
STABILIZED CONSTRUCTION ENTRANCE

Purpose:

A stabilized construction entrance is a stabilized pad of aggregate over a geotextile liner located at any point where traffic will be entering or exiting a construction site to a public right of way. The purpose of a stabilized construction entrance is to reduce the tracking of sediment onto public rights of way and to keep the sediment on the construction site.

Design Criteria:

- Locate the stabilized construction entrance at all points of construction ingress and egress.
- The geotextile should be placed over the entire construction entrance area. Geotextile is not required for single family home construction sites.
- Aggregate placed over the geotextile shall be a matrix of 1 to 4 inch stone and shall be a minimum of 6 inches deep.
- The construction entrance width should be the full width of points where ingress and egress occur.
- The construction entrance length shall be a minimum of 50 feet, except for single family home sites which should be a minimum of 30 feet.
- Construction entrance shall be maintained as necessary. This may require periodic top dressing with additional aggregate.
- All sediment tracked onto public rights of way shall be removed immediately.
- Remove construction entrance once site is stabilized with vegetation or mulch and there is no more sediment leaving the site.



Please consult the New York State Standards and Specifications for Erosion and Sediment Control for more detailed specifications